

Luminaire Photograph



Light Output Ratio:	79.4%	
Luminaire Power:	8.899 W	
SHR Nominal:	0.75	Calculated using the TM5
SHR Maximum:	0.80	fine grid method.

C Range: 0 - 360DEG
C Interval: 30.0DEG
Test Speed: HIGH
Temperature: 25.3 °C
Operators: zoe
Test Date: 2025-1-7

Range: 0 - 180DEG
Interval: 1.0DEG
Test System: EVERFINE GO-SPEX500_V1 SYSTEM V2.00.461
Humidity: 65.0%
Test Distance: 3.160m [K=1.0000]
Remarks: LAMP: BXRH-30H0600-A-83 Ra: 97
LENS: PM-1084C 50R
DRIVER: SC20W150-500CG-4W 200mA
30minutes warm-up

LUMINOUS INTENSITY DISTRIBUTION DIAGRAM

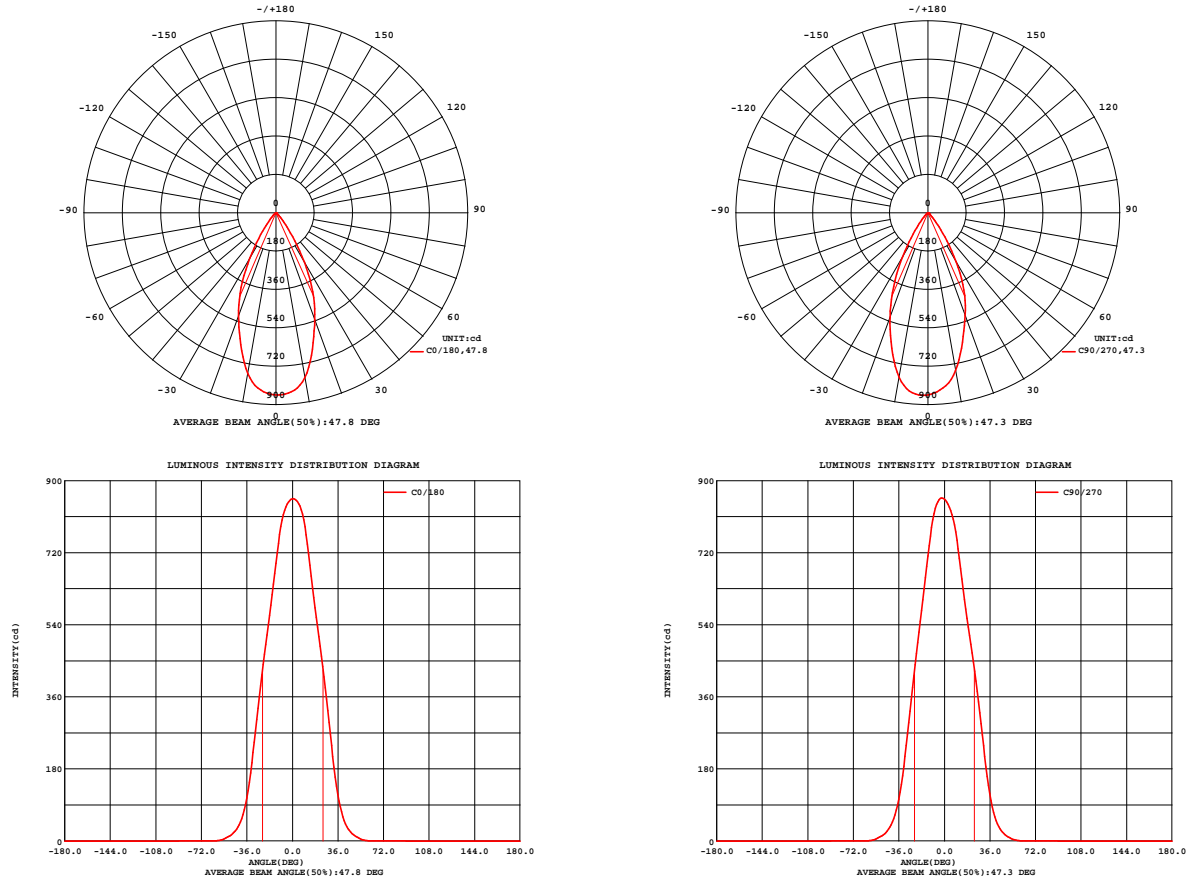


Fig. C0/C180

Fig. C90/C270

C Range: 0 - 360DEG
C Interval: 30.0DEG
Test Speed: HIGH
Temperature:25.3℃
Operators:zoe
Test Date:2025-1-7

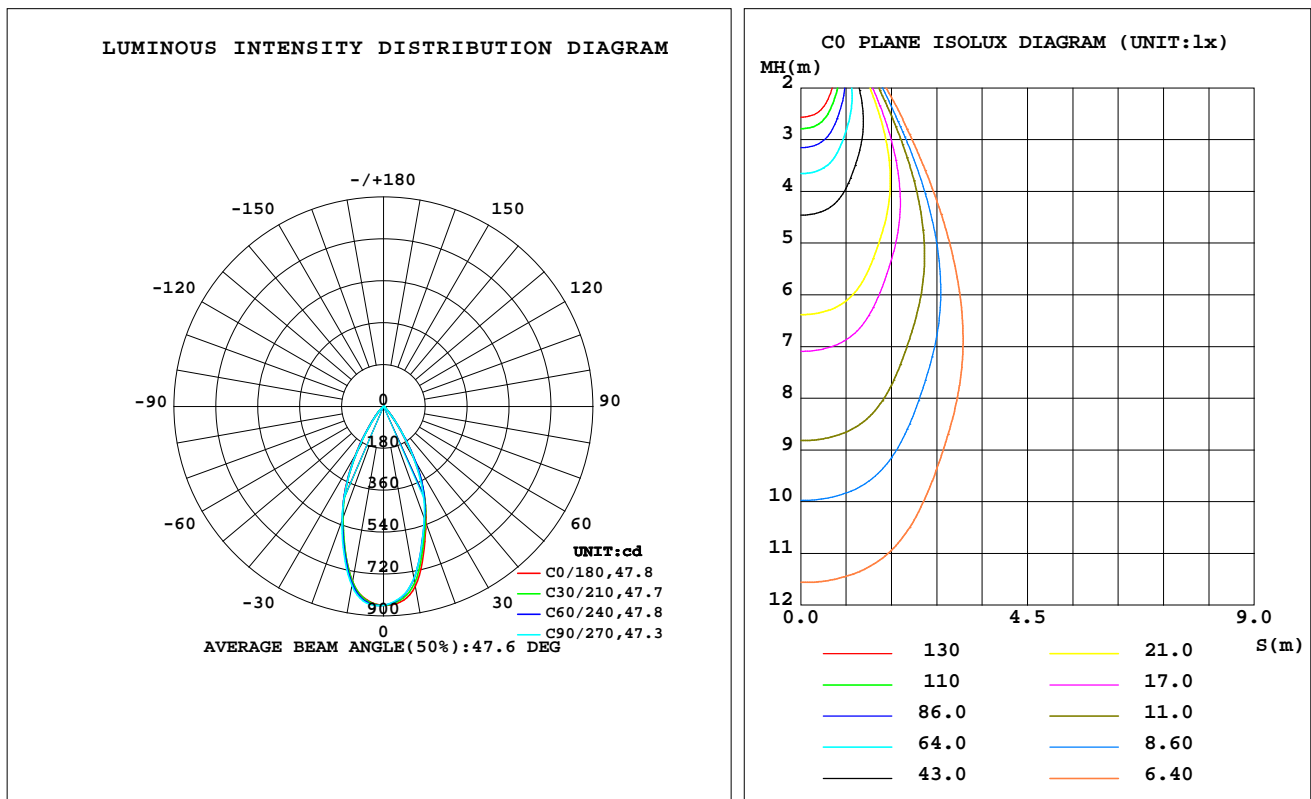
Range: 0 - 180DEG
Interval: 1.0DEG
Test System:EVERFINE GO-SPEX500_V1 SYSTEM V2.00.461
Humidity:65.0%
Test Distance:3.160m [K=1.0000]
Remarks: LAMP:BXRH-30H0600-A-83 Ra:97
LENS:PM-1084C 50R
DRIVER:SC20W150-500CG-4W 200mA

30minutes warm-up

LUMINAIRE PHOTOMETRIC TEST REPORT

Test:U:220.38V I:0.0430A P:8.8992W PF:0.9359 Freq:49.99Hz Lamp Flux:692.395x1 lm		
NAME: 2319.226-UA-200	TYPE:	WEIGHT:
SPEC.: 3000K	DIM.:	SERIAL No.: 2501070029
MFR.: RISE	SUR.: 0.000961625m2	Shielding Angle:

DATA OF LAMP		PHOTOMETRIC DATA Eff: 61.79 lm/W			
MODEL	Brideglux	I _{max} (cd)	857.6	S/MH(C0/180)	0.73
NOMINAL POWER(W)	9	LOR(%)	79.4	S/MH(C90/270)	0.74
RATED VOLTAGE(V)	220	TOTAL FLUX(lm)	549.87	UP,DN(C0-180)	0.0,40.0
NOMINAL FLUX(lm)	692.395	CIE CLASS	DIRECT	UP,DN(C180-360)	0.0,39.4
LAMPS INSIDE	1	up(%)	0.0	CIBSE SHR NOM	0.75
TEST VOLTAGE(V)	220	down(%)	79.4	CIBSE SHR MAX	0.80



C Range: 0 - 360DEG
C Interval: 30.0DEG
Test Speed: HIGH
Temperature:25.3℃
Operators:zoe
Test Date:2025-1-7

Range: 0 - 180DEG
Interval: 1.0DEG
Test System:EVERFINE GO-SPEX500_V1 SYSTEM V2.00.461
Humidity:65.0%
Test Distance:3.160m [K=1.0000]
Remarks: LAMP:BXRH-30H0600-A-83 Ra:97
LENS:PM-1084C 50R
DRIVER:SC20W150-500CG-4W 200mA

30minutes warm-up

ZONAL FLUX DIAGRAM

ZONAL FLUX DIAGRAM:

	C0	C45	C90	C135	C180	C225	C270	C315		zone	total	%lum,lamp
10	784.7	761.0	751.0	759.9	765.4	770.3	782.9	802.3	0- 10	77.94	77.94	14.2,11.3
20	534.2	522.5	512.6	521.0	514.6	514.8	521.8	547.3	10- 20	180.4	258.3	47,37.3
30	267.3	277.7	265.3	256.8	246.7	239.3	238.5	261.0	20- 30	179.3	437.6	79.6,63.2
40	59.98	62.98	60.63	56.16	55.84	54.61	55.66	59.63	30- 40	86.23	523.8	95.3,75.7
50	11.94	11.78	11.15	10.87	11.40	11.25	11.55	12.12	40- 50	21.78	545.6	99.2,78.8
60	0.6674	0.6881	0.7085	0.5841	0.5667	0.5210	0.5670	0.6453	50- 60	3.997	549.6	100,79.4
70	0.0683	0.0694	0.0681	0.0599	0.0535	0.0451	0.0437	0.0515	60- 70	0.1989	549.8	100,79.4
80	0.0260	0.0214	0.0232	0.0194	0.0220	0.0158	0.0187	0.0171	70- 80	0.0369	549.9	100,79.4
90	0	0	0	0	0	0	0	0	80- 90	0.0128	549.9	100,79.4
100	0	0	0	0	0	0	0	0	90-100	0	549.9	100,79.4
110	0	0	0	0	0	0	0	0	100-110	0	549.9	100,79.4
120	0	0	0	0	0	0	0	0	110-120	0	549.9	100,79.4
130	0	0	0	0	0	0	0	0	120-130	0	549.9	100,79.4
140	0	0	0	0	0	0	0	0	130-140	0	549.9	100,79.4
150	0	0	0	0	0	0	0	0	140-150	0	549.9	100,79.4
160	0	0	0	0	0	0	0	0	150-160	0	549.9	100,79.4
170	0	0	0	0	0	0	0	0	160-170	0	549.9	100,79.4
180	0	0	0	0	0	0	0	0	170-180	0	549.9	100,79.4
DEG	LUMINOUS INTENSITY:cd									UNIT:lm		

C Range: 0 - 360DEG
C Interval: 30.0DEG
Test Speed: HIGH
Temperature:25.3℃
Operators:zoe
Test Date:2025-1-7

Range: 0 - 180DEG
Interval: 1.0DEG
Test System:EVERFINE GO-SPEX500_V1 SYSTEM V2.00.461
Humidity:65.0%
Test Distance:3.160m [K=1.0000]
Remarks: LAMP:BXRH-30H0600-A-83 Ra:97
LENS:PM-1084C 50R
DRIVER:SC20W150-500CG-4W 200mA

30minutes warm-up

LUMINANCE LIMITATION CURVES

Test:U:220.38V I:0.0430A P:8.8992W PF:0.9359 Freq:49.99Hz
Lamp Flux:692.395x1 lm

NAME: 2319.226-UA-200

TYPE:

WEIGHT:

SPEC.: 3000K

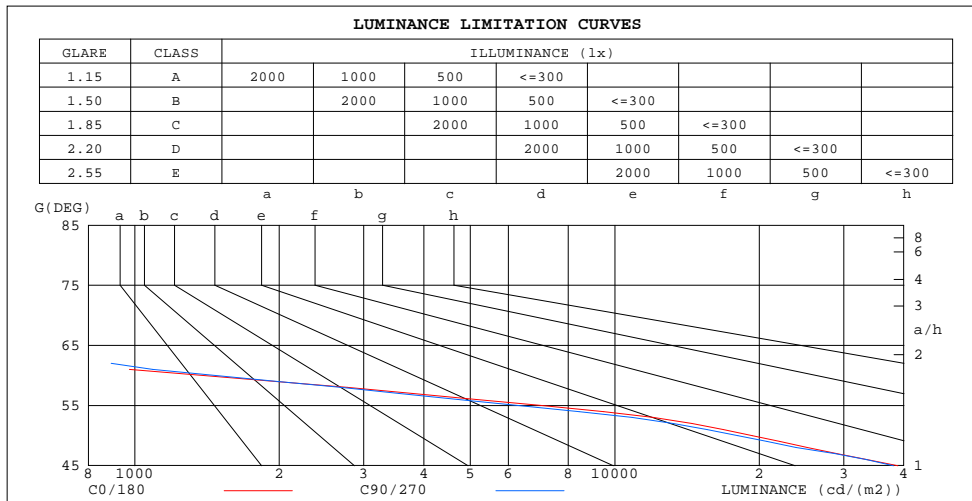
DIM.:

SERIAL No.: 2501070029

MFR.: RISE

SUR.: 0.000961625m2

Shielding Angle:



LUMINANCE cd/(m2)		
G(180)	C0/180	C90/270
85	182	163
80	156	139
75	161	148
70	208	207
65	380	445
60	1389	1473
55	7068	6310
50	19329	18032
45	38881	38071

C Range: 0 - 360DEG
C Interval: 30.0DEG
Test Speed: HIGH
Temperature:25.3℃
Operators:zoe
Test Date:2025-1-7

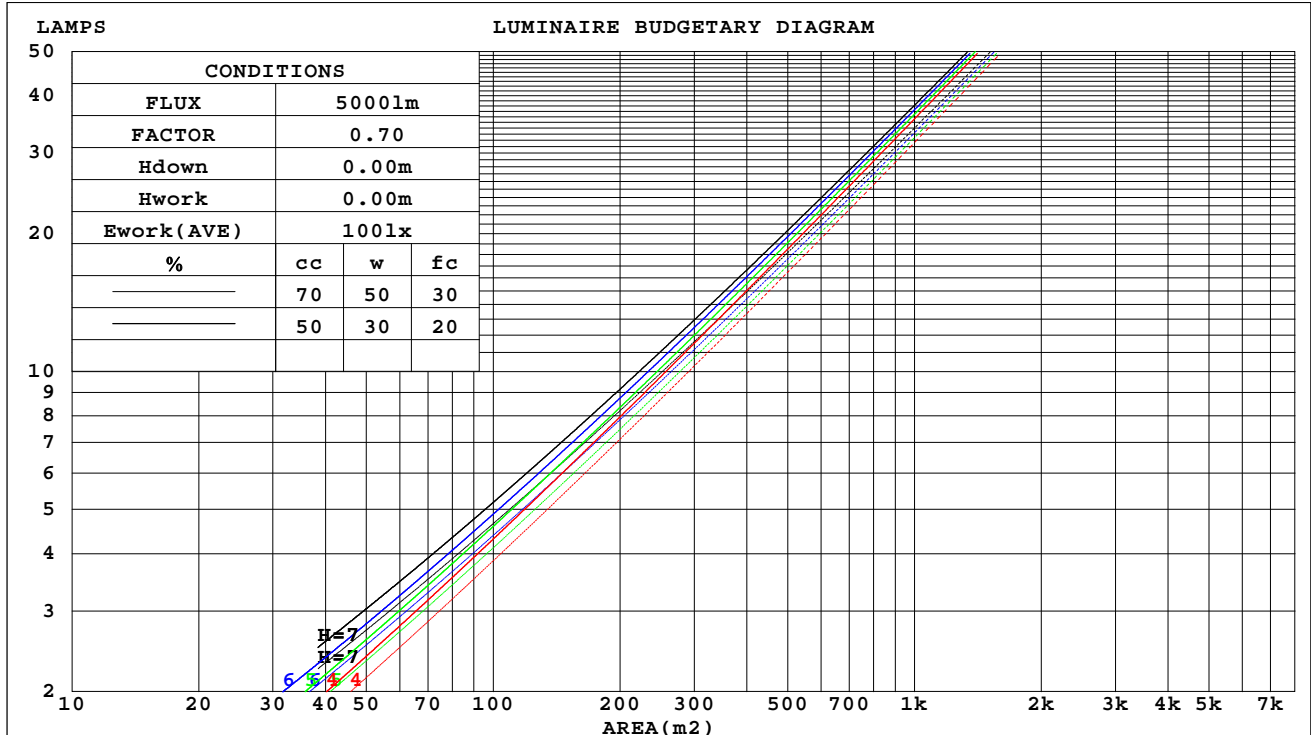
Range: 0 - 180DEG
Interval: 1.0DEG
Test System:EVERFINE GO-SPEX500_V1 SYSTEM V2.00.461
Humidity:65.0%
Test Distance:3.160m [K=1.0000]
Remarks: LAMP:BXRH-30H0600-A-83 Ra:97
LENS:PM-1084C 50R
DRIVER:SC20W150-500CG-4W 200mA

30minutes warm-up

CU AND LUMINAIRE BUDGETARY ESTIMATE DIAGRAM

Test:U:220.38V I:0.0430A P:8.8992W PF:0.9359 Freq:49.99Hz Lamp Flux:692.395x1 lm		
NAME: 2319.226-UA-200	TYPE:	WEIGHT:
SPEC.: 3000K	DIM.:	SERIAL No.: 2501070029
MFR.: RISE	SUR.: 0.000961625m2	Shielding Angle:

cc	80%			70%			50%			30%			10%			0
w	50%	30%	10%	50%	30%	10%	50%	30%	10%	50%	30%	10%	50%	30%	10%	0
fc	20%			20%			20%			20%			20%			0
RCR	RCR:Room Cavity Ratio															



C Range: 0 - 360DEG
C Interval: 30.0DEG
Test Speed: HIGH
Temperature:25.3℃
Operators:zoe
Test Date:2025-1-7

Range: 0 - 180DEG
Interval: 1.0DEG
Test System:EVERFINE GO-SPEX500_V1 SYSTEM V2.00.461
Humidity:65.0%
Test Distance:3.160m [K=1.0000]
Remarks: LAMP:BXRH-30H0600-A-83 Ra:97
LENS:PM-1084C 50R
DRIVER:SC20W150-500CG-4W 200mA

30minutes warm-up

WEC AND CCEC

Test:U:220.38V I:0.0430A P:8.8992W PF:0.9359 Freq:49.99Hz Lamp Flux:692.395x1 lm		
NAME: 2319.226-UA-200	TYPE:	WEIGHT:
SPEC.: 3000K	DIM.:	SERIAL No.: 2501070029
MFR.: RISE	SUR.: 0.000961625m2	Shielding Angle:

cc	80%			70%			50%			30%			10%			0
w	50%	30%	10%	50%	30%	10%	50%	30%	10%	50%	30%	10%	50%	30%	10%	0
fc	20%			20%			20%			20%			20%			0
RCR	RCR:Room Cavity Ratio						Wall Exitance Coefficients(WEC)									
0.0																
1.0	.133	.075	.024	.127	.073	.023	.117	.067	.021	.108	.062	.020	.100	.058	.019	
2.0	.126	.069	.021	.122	.067	.021	.114	.063	.020	.106	.059	.019	.099	.056	.018	
3.0	.120	.064	.019	.116	.062	.019	.109	.059	.018	.103	.056	.017	.097	.054	.017	
4.0	.114	.059	.017	.111	.058	.017	.105	.056	.017	.099	.053	.016	.094	.051	.016	
5.0	.109	.056	.016	.106	.055	.016	.101	.053	.015	.096	.051	.015	.091	.049	.015	
6.0	.104	.052	.015	.102	.051	.015	.097	.050	.014	.093	.048	.014	.089	.047	.014	
7.0	.100	.049	.014	.098	.049	.014	.093	.047	.014	.090	.046	.013	.086	.045	.013	
8.0	.095	.047	.013	.094	.046	.013	.090	.045	.013	.087	.044	.013	.083	.043	.012	
9.0	.092	.044	.012	.090	.044	.012	.087	.043	.012	.084	.042	.012	.081	.041	.012	
10.0	.088	.042	.012	.086	.042	.012	.084	.041	.012	.081	.040	.011	.078	.039	.011	

cc	80%			70%			50%			30%			10%			0
w	50%	30%	10%	50%	30%	10%	50%	30%	10%	50%	30%	10%	50%	30%	10%	0
fc	20%			20%			20%			20%			20%			0
RCR	RCR:Room Cavity Ratio			Ceiling Cavity Exitance Coefficients(CCEC)												
0.0	.151	.151	.151	.129	.129	.129	.088	.088	.088	.051	.051	.051	.016	.016	.016	
1.0	.135	.125	.116	.116	.107	.100	.079	.074	.069	.046	.043	.040	.015	.014	.013	
2.0	.123	.105	.091	.105	.091	.078	.072	.063	.055	.042	.036	.032	.013	.012	.010	
3.0	.112	.090	.072	.096	.078	.063	.066	.054	.044	.038	.032	.026	.012	.010	.008	
4.0	.104	.078	.059	.089	.068	.051	.061	.047	.036	.035	.028	.021	.011	.009	.007	
5.0	.097	.069	.048	.083	.060	.042	.057	.042	.030	.033	.024	.018	.011	.008	.006	
6.0	.091	.062	.041	.078	.053	.035	.054	.037	.025	.031	.022	.015	.010	.007	.005	
7.0	.086	.055	.034	.074	.048	.030	.051	.034	.021	.030	.020	.013	.010	.006	.004	
8.0	.081	.050	.029	.070	.044	.026	.048	.031	.018	.028	.018	.011	.009	.006	.004	
9.0	.077	.046	.026	.066	.040	.022	.046	.028	.016	.027	.017	.009	.009	.005	.003	
10.0	.073	.043	.022	.063	.037	.020	.044	.026	.014	.026	.015	.008	.008	.005	.003	

C Range: 0 - 360DEG
C Interval: 30.0DEG
Test Speed: HIGH
Temperature:25.3℃
Operators:zoe
Test Date:2025-1-7

Range: 0 - 180DEG
Interval: 1.0DEG
Test System:EVERFINE GO-SPEX500_V1 SYSTEM V2.00.461
Humidity:65.0%
Test Distance:3.160m [K=1.0000]
Remarks: LAMP:BXRH-30H0600-A-83 Ra:97
LENS:PM-1084C 50R
DRIVER:SC20W150-500CG-4W 200mA

30minutes warm-up

UGR(Unified Glare Rating) Table

Test:U:220.38V I:0.0430A P:8.8992W PF:0.9359 Freq:49.99Hz Lamp Flux:692.395x1 lm										
NAME: 2319.226-UA-200					TYPE:			WEIGHT:		
SPEC.: 3000K					DIM.:			SERIAL No.: 2501070029		
MFR.: RISE					SUR.: 0.000961625m2			Shielding Angle:		
ceiling/cavity	0.7	0.7	0.5	0.5	0.3	0.7	0.7	0.5	0.5	0.3
walls	0.5	0.3	0.5	0.3	0.3	0.5	0.3	0.5	0.3	0.3
working plane	0.2	0.2	0.2	0.2	0.2	0.2	0.2	0.2	0.2	0.2
Room dimensions	Viewed crosswise					Viewed endwise				
x = 2H y = 2H	22.2	23.1	22.4	23.3	23.4	22.2	23.1	22.4	23.2	23.4
3H	22.0	22.9	22.3	23.1	23.3	22.0	22.8	22.3	23.0	23.2
4H	22.0	22.7	22.2	22.9	23.2	21.9	22.7	22.2	22.9	23.1
6H	21.9	22.6	22.2	22.8	23.1	21.8	22.6	22.1	22.8	23.1
8H	21.8	22.5	22.1	22.8	23.0	21.8	22.5	22.1	22.7	23.0
12H	21.8	22.4	22.1	22.7	23.0	21.8	22.4	22.1	22.7	23.0
4H 2H	22.0	22.7	22.2	22.9	23.2	21.9	22.7	22.2	22.9	23.1
3H	21.8	22.4	22.1	22.7	23.0	21.8	22.4	22.1	22.7	23.0
4H	21.7	22.3	22.0	22.6	22.9	21.7	22.3	22.0	22.6	22.9
6H	21.6	22.1	22.0	22.5	22.8	21.6	22.1	21.9	22.4	22.8
8H	21.5	22.0	21.9	22.4	22.7	21.5	22.0	21.9	22.4	22.7
12H	21.5	21.9	21.9	22.3	22.7	21.5	21.9	21.9	22.3	22.7
8H 4H	21.5	22.0	21.9	22.4	22.7	21.5	22.0	21.9	22.4	22.7
6H	21.4	21.8	21.9	22.2	22.6	21.4	21.8	21.8	22.2	22.6
8H	21.4	21.7	21.8	22.2	22.6	21.4	21.7	21.8	22.1	22.6
12H	21.3	21.6	21.8	22.1	22.5	21.3	21.6	21.8	22.0	22.5
12H 4H	21.5	21.9	21.9	22.3	22.7	21.5	21.9	21.9	22.3	22.7
6H	21.4	21.7	21.8	22.2	22.6	21.4	21.7	21.8	22.1	22.6
8H	21.3	21.6	21.8	22.1	22.5	21.3	21.6	21.8	22.0	22.5
Variations with the observer position at spacings(CIE Pub.117):										
S = 1.0H	+ 3.4 / -17.1					+ 3.5 / -17.5				
1.5H	+ 5.4 / -11.8					+ 5.6 / -12.3				
2.0H	+ 6.5 / -20.6					+ 6.6 / -20.0				

CIE Pub.117, 692.4 lm Total Lamp Luminous Flux Correct (8log(F/F0) = -1.3)
Area: 0.000961625 m2

C Range: 0 - 360DEG
C Interval: 30.0DEG
Test Speed: HIGH
Temperature:25.3℃
Operators:zoe
Test Date:2025-1-7

Range: 0 - 180DEG
Interval: 1.0DEG
Test System:EVERFINE GO-SPEX500_V1 SYSTEM V2.00.461
Humidity:65.0%
Test Distance:3.160m [K=1.0000]
Remarks: LAMP:BXRH-30H0600-A-83 Ra:97
LENS:PM-1084C 50R
DRIVER:SC20W150-500CG-4W 200mA

30minutes warm-up

UTILIZATION FACTORS TABLE

Test:U:220.38V I:0.0430A P:8.8992W PF:0.9359 Freq:49.99Hz Lamp Flux:692.395x1 lm		
NAME: 2319.226-UA-200	TYPE:	WEIGHT:
SPEC.: 3000K	DIM.:	SERIAL No.: 2501070029
MFR.: RISE	SUR.: 0.000961625m2	Shielding Angle:

REFLECTANCE										
Ceiling	0.8	0.8	0.8	0.7	0.7	0.7	0.5	0.5	0.5	0
Walls	0.7	0.5	0.3	0.7	0.5	0.3	0.7	0.5	0.3	0
Working plane	0.2	0.2	0.2	0.2	0.2	0.2	0.2	0.2	0.2	0
ROOM INDEX	UTILIZATION FACTORS(PERCENT) $k(RI) \times RCR = 5$									
k = 0.60	70	65	63	70	65	62	69	65	62	60
0.80	76	72	69	76	71	69	75	71	68	66
1.00	80	75	73	79	75	72	78	75	72	69
1.25	83	79	76	82	78	76	80	77	75	72
1.50	85	81	79	84	81	78	82	79	77	74
2.00	87	84	81	86	83	81	83	81	79	75
2.50	88	85	83	87	84	82	84	82	81	76
3.00	89	87	84	88	85	84	85	83	82	77
4.00	91	89	87	89	87	86	86	85	84	78
5.00	92	90	88	90	88	87	87	86	85	79
ROOM INDEX	UF(total)									Direct
According to DIN EN 13032-2 2004			Suspended					SHRNOM = 1.25		

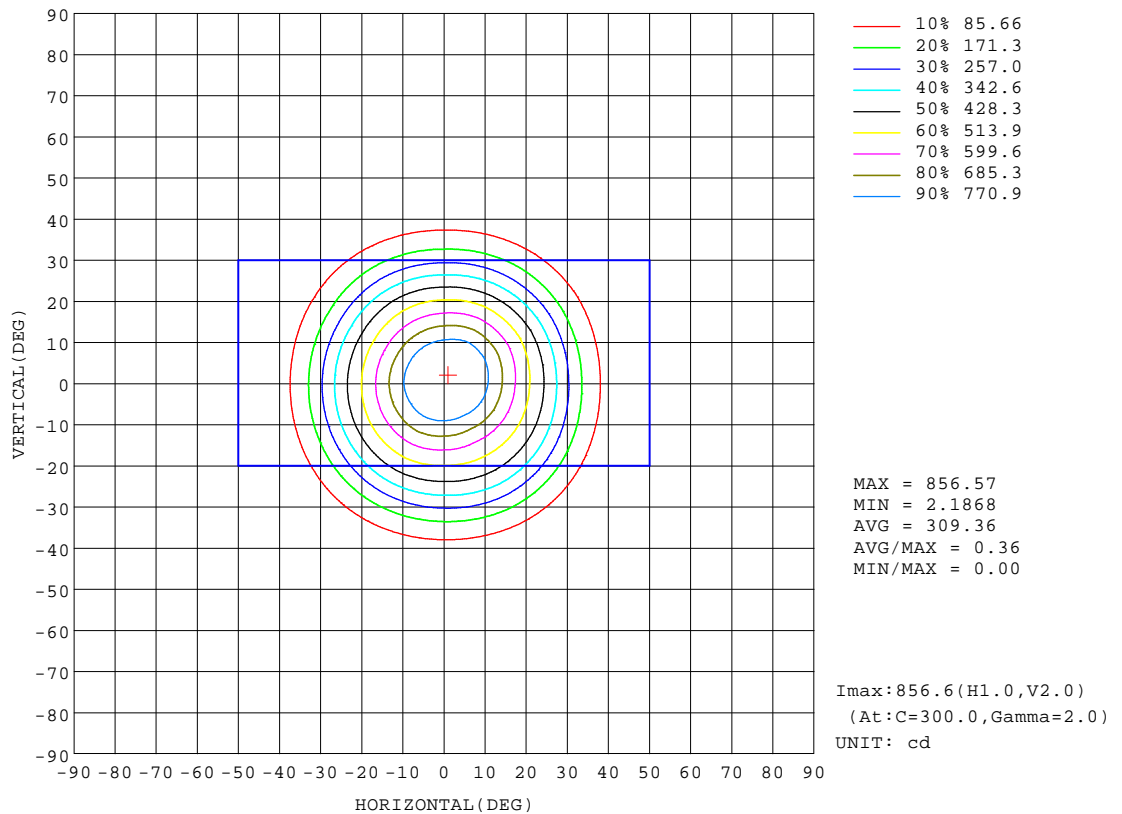
C Range: 0 - 360DEG
C Interval: 30.0DEG
Test Speed: HIGH
Temperature:25.3℃
Operators:zoe
Test Date:2025-1-7

Range: 0 - 180DEG
Interval: 1.0DEG
Test System:EVERFINE GO-SPEX500_V1 SYSTEM V2.00.461
Humidity:65.0%
Test Distance:3.160m [K=1.0000]
Remarks: LAMP:BXRH-30H0600-A-83 Ra:97
LENS:PM-1084C 50R
DRIVER:SC20W150-500CG-4W 200mA

30minutes warm-up

ISOCANDELA DIAGRAM

Test:U:220.38V I:0.0430A P:8.8992W PF:0.9359 Freq:49.99Hz Lamp Flux:692.395x1 lm		
NAME: 2319.226-UA-200	TYPE:	WEIGHT:
SPEC.: 3000K	DIM.:	SERIAL No.: 2501070029
MFR.: RISE	SUR.: 0.000961625m2	Shielding Angle:

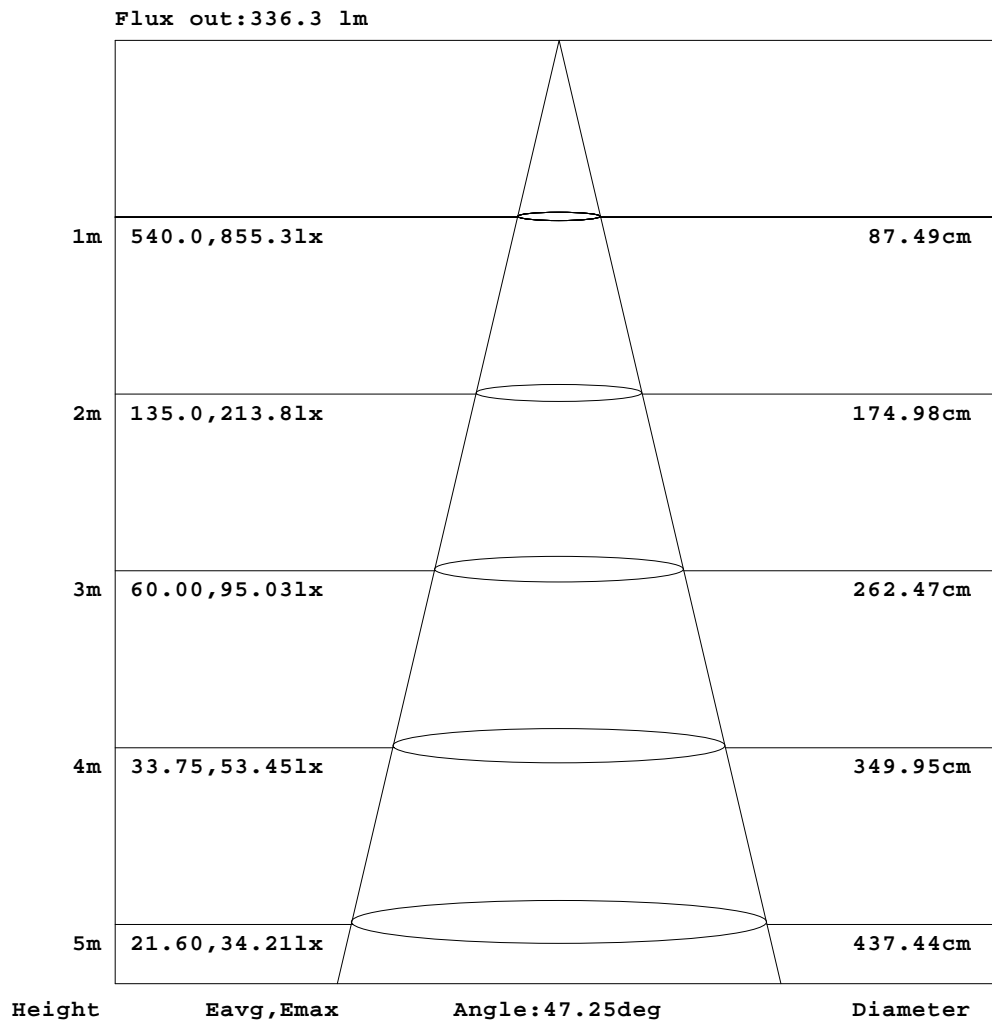


C Range: 0 - 360DEG
C Interval: 30.0DEG
Test Speed: HIGH
Temperature:25.3℃
Operators:zoe
Test Date:2025-1-7

Range: 0 - 180DEG
Interval: 1.0DEG
Test System:EVERFINE GO-SPEX500_V1 SYSTEM V2.00.461
Humidity:65.0%
Test Distance:3.160m [K=1.0000]
Remarks: LAMP:BXRH-30H0600-A-83 Ra:97
LENS:PM-1084C 50R
DRIVER:SC20W150-500CG-4W 200mA
30minutes warm-up

AAI Figure

Test:U:220.38V I:0.0430A P:8.8992W PF:0.9359 Freq:49.99Hz Lamp Flux:692.395x1 lm		
NAME: 2319.226-UA-200	TYPE:	WEIGHT:
SPEC.: 3000K	DIM.:	SERIAL No.: 2501070029
MFR.: RISE	SUR.: 0.000961625m2	Shielding Angle:



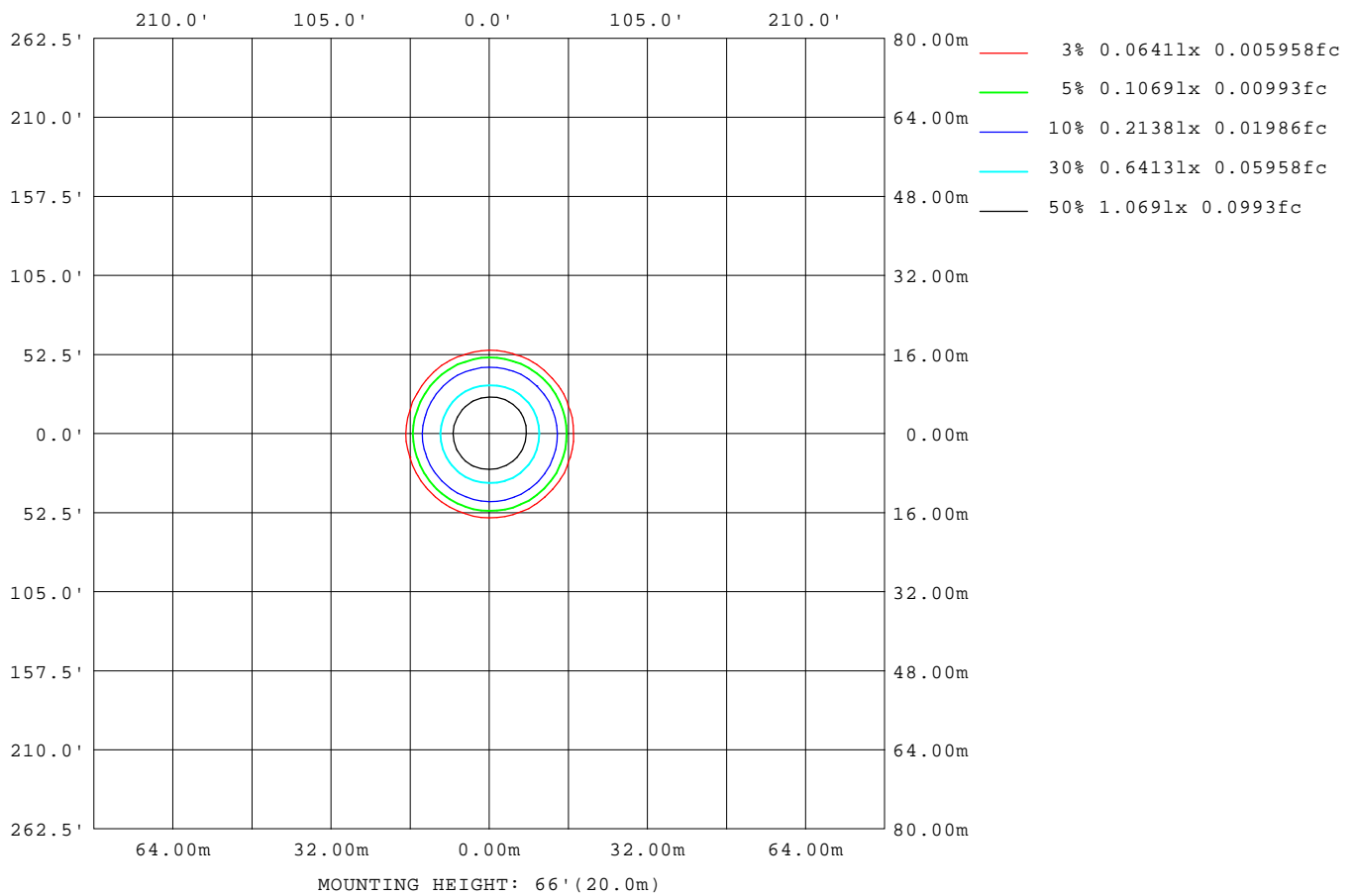
Note:The Curves indicate the illuminated area and the average illumination when the luminaire is at different distance.

C Range: 0 - 360DEG
C Interval: 30.0DEG
Test Speed: HIGH
Temperature:25.3℃
Operators:zoe
Test Date:2025-1-7

Range: 0 - 180DEG
Interval: 1.0DEG
Test System:EVERFINE GO-SPEX500_V1 SYSTEM V2.00.461
Humidity:65.0%
Test Distance:3.160m [K=1.0000]
Remarks: LAMP:BXRH-30H0600-A-83 Ra:97
LENS:PM-1084C 50R
DRIVER:SC20W150-500CG-4W 200mA
30minutes warm-up

ISOLUX DIAGRAM

Test:U:220.38V I:0.0430A P:8.8992W PF:0.9359 Freq:49.99Hz Lamp Flux:692.395x1 lm		
NAME: 2319.226-UA-200	TYPE:	WEIGHT:
SPEC.: 3000K	DIM.:	SERIAL No.: 2501070029
MFR.: RISE	SUR.: 0.000961625m2	Shielding Angle:



C Range: 0 - 360DEG
C Interval: 30.0DEG
Test Speed: HIGH
Temperature:25.3℃
Operators:zoe
Test Date:2025-1-7

Range: 0 - 180DEG
Interval: 1.0DEG
Test System:EVERFINE GO-SPEX500_V1 SYSTEM V2.00.461
Humidity:65.0%
Test Distance:3.160m [K=1.0000]
Remarks: LAMP:BXRH-30H0600-A-83 Ra:97
LENS:PM-1084C 50R
DRIVER:SC20W150-500CG-4W 200mA

30minutes warm-up

LED Avg.L Report

Test:U:220.38V I:0.0430A P:8.8992W PF:0.9359 Freq:49.99Hz Lamp Flux:692.395x1 lm		
NAME: 2319.226-UA-200	TYPE:	WEIGHT:
SPEC.: 3000K	DIM.:	SERIAL No.: 2501070029
MFR.: RISE	SUR.: 0.000961625m2	Shielding Angle:

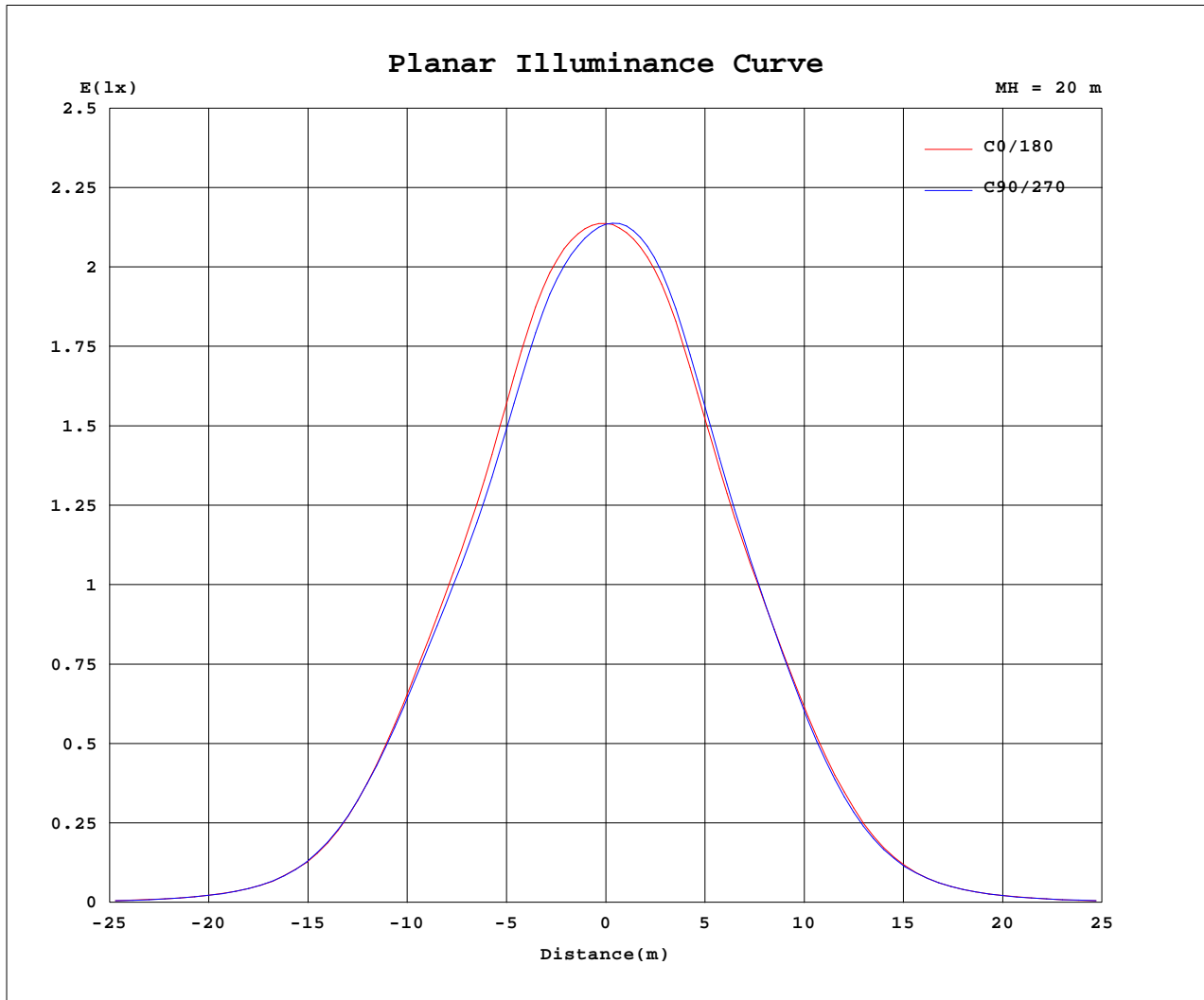
AvgL	cd/m2
L_0~180(65)av	346
L_0~180(75)av	151
L_0~180(85)av	163
L_90~270(65)av	383
L_90~270(75)av	128
L_90~270(85)av	159
L_45(65)av	351
L_45(75)av	128
L_45(85)av	110

Standard: GB/T 29293-2012

C Range: 0 - 360DEG
C Interval: 30.0DEG
Test Speed: HIGH
Temperature:25.3℃
Operators:zoe
Test Date:2025-1-7

Range: 0 - 180DEG
Interval: 1.0DEG
Test System:EVERFINE GO-SPEX500_V1 SYSTEM V2.00.461
Humidity:65.0%
Test Distance:3.160m [K=1.0000]
Remarks: LAMP:BXRH-30H0600-A-83 Ra:97
LENS:PM-1084C 50R
DRIVER:SC20W150-500CG-4W 200mA
30minutes warm-up

Planar Illuminance Curve



C Range: 0 - 360DEG
 C Interval: 30.0DEG
 Test Speed: HIGH
 Temperature: 25.3 °C
 Operators: zoe
 Test Date: 2025-1-7

Range: 0 - 180DEG
 Interval: 1.0DEG
 Test System: EVERFINE GO-SPEX500_V1 SYSTEM V2.00.461
 Humidity: 65.0%
 Test Distance: 3.160m [K=1.0000]
 Remarks: LAMP: BXRH-30H0600-A-83 Ra: 97
 LENS: PM-1084C 50R
 DRIVER: SC20W150-500CG-4W 200mA

30minutes warm-up



LUMINOUS DISTRIBUTION INTENSITY DATA

Test:U:220.38V I:0.0430A P:8.8992W PF:0.9359 Freq:49.99Hz Lamp Flux:692.395x1 lm		
NAME: 2319.226-UA-200	TYPE:	WEIGHT:
SPEC.: 3000K	DIM.:	SERIAL No.: 2501070029
MFR.: RISE	SUR.: 0.000961625m2	Shielding Angle:

Table--1

UNIT: cd

C(DEG) (DEG)	0	30	60	90	120	150	180	210	240	270	300	330						
0	854	854	854	854	854	854	854	854	854	854	854	854						
5	842	835	827	825	826	829	834	837	843	847	852	850						
10	785	770	752	751	759	760	765	766	774	783	803	801						
15	662	648	628	629	641	642	641	639	648	657	684	684						
20	534	528	517	513	522	520	515	511	519	522	543	551						
25	410	414	412	399	401	394	387	379	385	383	403	416						
30	267	277	278	265	261	252	247	237	242	239	255	267						
35	137	145	146	139	133	128	126	120	123	122	130	137						
40	60.0	63.0	63.0	60.6	56.8	55.6	55.8	53.6	55.6	55.7	58.7	60.6						
45	26.4	27.3	26.5	25.9	24.4	24.5	25.1	24.3	25.2	25.3	26.6	27.1						
50	11.9	12.1	11.5	11.1	10.8	11.0	11.4	11.1	11.4	11.5	12.0	12.2						
55	3.90	3.93	3.64	3.48	3.22	3.30	3.51	3.18	3.38	3.56	3.85	3.98						
60	0.67	0.70	0.68	0.71	0.59	0.58	0.57	0.51	0.54	0.57	0.63	0.66						
65	0.15	0.16	0.17	0.18	0.15	0.14	0.13	0.12	0.13	0.13	0.14	0.14						
70	0.07	0.07	0.07	0.07	0.06	0.06	0.05	0.05	0.04	0.04	0.05	0.06						
75	0.04	0.04	0.04	0.04	0.03	0.03	0.04	0.03	0.03	0.03	0.03	0.03						
80	0.03	0.02	0.02	0.02	0.02	0.02	0.02	0.02	0.01	0.02	0.02	0.02						
85	0.02	0.01	0.01	0.01	0.01	0.01	0.01	0.01	0.01	0.01	0.01	0.01						
90	0.00	0.00	0.00	0.00	0.00	0.00	0.00	0.00	0.00	0.00	0.00	0.00						
95	0.00	0.00	0.00	0.00	0.00	0.00	0.00	0.00	0.00	0.00	0.00	0.00						
100	0.00	0.00	0.00	0.00	0.00	0.00	0.00	0.00	0.00	0.00	0.00	0.00						
105	0.00	0.00	0.00	0.00	0.00	0.00	0.00	0.00	0.00	0.00	0.00	0.00						
110	0.00	0.00	0.00	0.00	0.00	0.00	0.00	0.00	0.00	0.00	0.00	0.00						
115	0.00	0.00	0.00	0.00	0.00	0.00	0.00	0.00	0.00	0.00	0.00	0.00						
120	0.00	0.00	0.00	0.00	0.00	0.00	0.00	0.00	0.00	0.00	0.00	0.00						
125	0.00	0.00	0.00	0.00	0.00	0.00	0.00	0.00	0.00	0.00	0.00	0.00						
130	0.00	0.00	0.00	0.00	0.00	0.00	0.00	0.00	0.00	0.00	0.00	0.00						
135	0.00	0.00	0.00	0.00	0.00	0.00	0.00	0.00	0.00	0.00	0.00	0.00						
140	0.00	0.00	0.00	0.00	0.00	0.00	0.00	0.00	0.00	0.00	0.00	0.00						
145	0.00	0.00	0.00	0.00	0.00	0.00	0.00	0.00	0.00	0.00	0.00	0.00						
150	0.00	0.00	0.00	0.00	0.00	0.00	0.00	0.00	0.00	0.00	0.00	0.00						
155	0.00	0.00	0.00	0.00	0.00	0.00	0.00	0.00	0.00	0.00	0.00	0.00						
160	0.00	0.00	0.00	0.00	0.00	0.00	0.00	0.00	0.00	0.00	0.00	0.00						
165	0.00	0.00	0.00	0.00	0.00	0.00	0.00	0.00	0.00	0.00	0.00	0.00						
170	0.00	0.00	0.00	0.00	0.00	0.00	0.00	0.00	0.00	0.00	0.00	0.00						
175	0.00	0.00	0.00	0.00	0.00	0.00	0.00	0.00	0.00	0.00	0.00	0.00						
180	0.00	0.00	0.00	0.00	0.00	0.00	0.00	0.00	0.00	0.00	0.00	0.00						

C Range: 0 - 360DEG
C Interval: 30.0DEG
Test Speed: HIGH
Temperature:25.3℃
Operators:zoe
Test Date:2025-1-7

Range: 0 - 180DEG
Interval: 1.0DEG
Test System:EVERFINE GO-SPEX500_V1 SYSTEM V2.00.461
Humidity:65.0%
Test Distance:3.160m [K=1.0000]
Remarks: LAMP:BXRH-30H0600-A-83 Ra:97
LENS:PM-1084C 50R
DRIVER:SC20W150-500CG-4W 200mA

30minutes warm-up